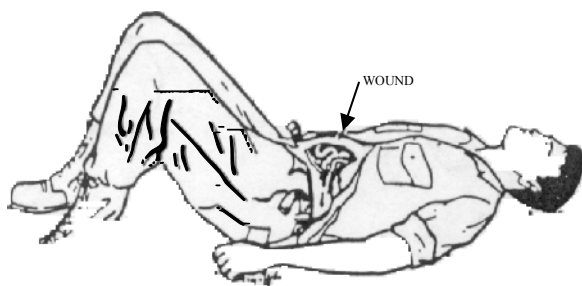


# FAST FIRST AID SKILL SHEET #11 (for SP97-2)

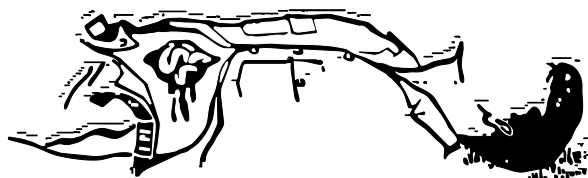
## BANDAGING EXPOSED INTESTINES



PLACE CASUALTY ON SACK TO PREVENT FURTHER EXPOSURE OF THE BOWEL UNLESS OTHER WOUNDS PREVENT SUCH ACTION. FLEX CASUALTY'S KNEES TO RELAX ABDOMINAL MUSCLES AND ANY INTERNAL PRESSURE.

Use moist (steffle if possible) dressings covered **with** aluminum foil to maintain moisture.


*Casualty lying on back with knees flexed.*



26


CAREFULLY PLACE PROTRUDING ORGANS NEAR THE WOUND BEFORE APPLYING DRESSINGS. TO PROTECT THEM AND CONTROL CONTAMINATION.

*Protruding organs placed near wound*



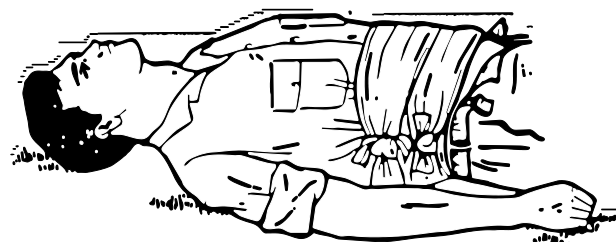
If the dressing wrapper is large enough to extend well beyond the protruding bowel, the sterile side of the dressing wrapper can be placed directly over the wound, with the field dressing on top.

*Wound covered with dressing wrapper.*



When dressing is applied, pressure is not to be put on the wound or other exposed internal parts. Pressure could cause further injury, (vomiting, ruptured intestines, etc.). Therefore, the dressing tails are to be loosely tied at the casualty's side, not directly over the dressing.

*Dressing applied, tied loosely at side.*



Field dressings are to be covered and loosely tied with cravats for support and additional protection. Tie on the opposite side of the dressing ties.

*Field dressing covered with cravat.*